



District Report Card: 2017


State: Assam	District: Sibsagar
Class: 8	Subject: Language
Schools: 51	Students: 1175


Participation/Coverage


Students

<div>GENDER</div> <div></div>	Boys			Girls		
	Number		%	Number		%
	583		49.62	592		50.38

<div>AREA</div> <div></div>	Rural			Urban		
	Number		%	Number		%
	901		76.68	274		23.32

<div>CATEGORY</div> <div></div>	SC		ST		OBC		GEN	
	Number	%	Number	%	Number	%	Number	%
	84	7.15	92	7.83	841	71.57	158	13.45

<div>CWSN</div> <div></div>	LD	VI	HI	S&LD	ID	Oth
	1	0	1	1	5	1

<div>Management</div> <div></div>	Government			Government-aided		
	Number		%	Number		%
	1061		90.30	114		9.70

Average Performance of Students in Language (%)

Overall	Gender		Area		Management		Social Group			
	Male	Female	Rural	Urban	Govt.	Aided	SC	ST	OBC	GEN
53.45	54.03	52.87	52.28	57.27	54.65	42.28	49.21	56.30	52.89	57.00

Performance on Learning Outcomes (LOs)

Learning Outcomes	Description	Average Performance(%)
L813	Read textual/non-textual materials with comprehension and identifies the details, characters, main idea and sequence of ideas and events while reading	53.45

Range of Performance of Students who Answered Correctly							
Below 30%		30% - 50%		50% - 75%		Above 75%	
Number	%	Number	%	Number	%	Number	%
186	15.83	342	29.11	470	40.00	177	15.06

Lowest Performing Learning Outcomes (LOs)

1 - Read textual/non-textual materials with comprehension and identifies the details, characters, main idea and sequence of ideas and events while reading (53.45)